



Washington County, TX

My Treasurers Report

Summary

Date Range: 02/01/2026 - 02/28/2026

Fund	Beginning Cash Balance	Revenues	Expenses	Net Change Assets	Net Change Liabilities	Calculated Ending Balance	Actual Ending Balance	Calculated - Actual Ending
010 - GENERAL FUND	-774,555.10	7,708,432.65	4,546,557.17	0.00	86,486.15	2,300,834.22	-2,397,564.62	4,698,398.85
015 - ENGINEERING & DEVELOPMENT SERVICES	788,372.16	1,901,256.74	292,442.09	1,000,000.00	352,013.00	1,045,173.81	1,176,594.38	-131,420.57
016 - CONSTABLES FORFEITURE FUND	0.00	0.00	0.00	0.00	0.00	0.00	0.00	0.00
020 - SB 22	0.00	552,674.99	21,250.53	0.00	-13.82	531,438.28	0.00	531,438.28
021 - HIGHWAY 290/36	0.00	0.00	0.00	0.00	0.00	0.00	0.00	0.00
022 - OPIOID SETTLEMENT	0.00	77.75	0.00	0.00	0.00	77.75	0.00	77.75
023 - JP TECHNOLOGY	0.00	961.20	0.00	0.00	32.17	929.03	0.00	929.03
024 - DISTRICT ATTORNEY LEOSE FUNDS	8,685.82	10.95	0.00	0.00	0.00	8,696.77	8,686.77	0.00
025 - DISTRICT ATTORNEY	-499.16	0.00	0.00	0.00	0.00	-499.16	-499.16	0.00
026 - DISTRICT ATTORNEY - HOT CHECK	505.03	1.39	0.00	0.00	0.00	506.42	506.42	0.00
027 - CAPEX GENERAL FUND	0.00	1,548,855.18	187,500.00	0.00	0.00	1,361,355.18	0.00	1,361,355.18
029 - EMS	-538.33	0.00	5,483.71	0.00	0.00	-6,022.04	-9,763.01	3,740.97
030 - AMBULANCE SERVICE SUPPLEMENT PAYMENT	10,619.55	29.15	0.00	0.00	0.00	10,648.71	10,648.71	0.00
031 - AMERICAN RESCUE PLAN ACT	644,602.46	667.25	0.00	0.00	0.00	645,269.71	530,120.84	115,148.87
032 - CORONAVIRUS RELIEF FUND	-211.93	0.00	0.00	0.00	0.00	-211.93	-211.93	0.00
033 - SILVER CRAYON PROJECT	0.00	0.00	0.00	0.00	0.00	0.00	0.00	0.00
034 - AVIATION CAPITAL IMPROVEMENT FUND	77,384.21	4,339.82	3,309.06	0.00	16,975.53	61,439.44	60,968.42	471.02
035 - EMS DONATION	18,043.64	29,059.94	0.00	0.00	10,110.34	36,993.24	36,993.24	0.00
036 - CRIMINAL JUSTICE	53,985.01	459.38	0.00	0.00	950.00	53,494.39	53,101.85	392.54
037 - RURAL ADDRESSING	0.00	0.00	0.00	0.00	0.00	0.00	0.00	0.00
038 - NARCOTIC	86,857.37	1,581.32	0.00	0.00	0.00	88,438.69	88,438.69	0.00
039 - LAW LIBRARY	26,725.31	72.38	0.00	0.00	0.00	26,797.69	26,797.69	0.00
040 - CHECK AND PROCESS	36,163.60	45.58	0.00	0.00	0.00	36,209.18	36,209.18	0.00
041 - SHERIFF ESCROW	38,748.48	362.56	0.00	0.00	229.27	38,881.77	38,567.75	314.02
042 - CHILD FOSTER CARE	0.00	0.00	145,513.00	0.00	0.00	-145,513.00	0.00	-145,513.00
043 - EDS CAPEX FUND	4,409.48	5.56	0.00	0.00	0.00	4,415.04	4,415.04	0.00
044 - SNACK ACCOUNT	6,373.04	102.23	0.00	0.00	0.00	6,475.27	6,381.07	94.20
045 - SCHOOL LAND DAMAGE	-4,060.08	75,994.15	500.00	0.00	0.00	71,434.07	67,661.34	3,772.73
046 - PERMANENT SCHOOL / AVAILABILITY	263,244.52	1,666.39	0.00	0.00	0.00	264,910.91	263,576.28	1,334.63
048 - SCHOOL LAND IMPROVEMENT	138,898.87	381.22	0.00	0.00	0.00	139,280.09	139,280.09	0.00
049 - DISTRICT ATTORNEY FORFEITURE ACCOUNT	1,333.27	3.66	0.00	0.00	0.00	1,336.93	1,336.93	0.00
050 - SHERIFF FORFEITURE ACCOUNT	0.00	0.00	0.00	0.00	0.00	0.00	0.00	0.00
051 - FORTFEITURE OF ASSETS ACCOUNT	193,272.92	7,559.18	75.00	0.00	1,125.00	199,632.10	198,690.01	942.09
052 - RECORD MANAGEMENT PRESERVATION	0.00	0.00	0.00	0.00	0.00	0.00	0.00	0.00
053 - OPEB FUNDING	108,409.12	1,271.55	0.00	0.00	0.00	109,680.67	109,680.67	0.00
054 - DISTRICT CLERK - RMP	30,704.46	145.35	0.00	0.00	0.00	30,849.81	30,849.81	0.00
055 - COUNTY AND DISTRICT CLERK TECH FUND								

My Treasurers Report

Date Range: 02/01/2026 - 02/28/2026

Fund	Beginning Cash Balance	Revenues	Expenses	Net Change Assets	Net Change Liabilities	Calculated Ending Balance	Actual Ending Balance	Calculated - Actual Ending
056 - RECORD PRESERVATION	14,846.06	975.32	0.00	0.00	0.00	15,821.38	15,428.84	392.54
057 - SEIZURE ACCOUNT	0.00	0.00	0.00	0.00	0.00	0.00	0.00	0.00
058 - VACANT FUND	0.00	0.00	0.00	0.00	0.00	0.00	0.00	0.00
059 - ARCHIVE FEE COUNTY CLERK	77,963.66	6,209.57	0.00	0.00	0.00	84,173.23	83,859.21	314.02
060 - PERSONNEL / EMPLOYEE TESTING	12,986.90	15.52	173.78	0.00	501.09	12,327.55	12,327.55	0.00
061 - CONSTABLE PRECINCT 1 TRAINING FUND	4,377.60	12.01	0.00	0.00	50.00	4,339.61	4,339.61	0.00
062 - CONSTABLE PRECINCT 2 TRAINING FUND	5,068.38	13.91	0.00	0.00	0.00	5,082.29	5,082.29	0.00
063 - CONSTABLE PRECINCT 3 TRAINING FUND	4,923.52	13.51	0.00	0.00	0.00	4,937.03	4,937.03	0.00
064 - CONSTABLE PRECINCT 4 TRAINING FUND	10,339.18	23.38	0.00	0.00	0.00	10,367.56	10,367.56	0.00
065 - COMMUNITY SERVICE RESTITUTION	63,926.94	175.45	0.00	0.00	0.00	64,102.39	64,102.39	0.00
066 - PECAN GLEN ROAD DISTRICT DEBT SERVICE	78,073.31	5,512.89	95.58	0.00	10,625.00	72,865.62	72,865.62	0.00
067 - INTEREST AND SINKING FUND	74,896.57	6,790.59	0.00	0.00	0.00	81,687.16	75,102.13	6,585.03
068 - PECAN GLEN ROAD DISTRICT PROJECT ACCOUNT	16,454.79	27.52	0.00	0.00	0.00	16,482.31	16,482.31	0.00
069 - COURTHOUSE RESTORATION FUND	0.00	0.00	0.00	0.00	0.00	0.00	0.00	0.00
070 - COURTHOUSE SECURITY	114,282.42	2,578.45	338.98	0.00	0.00	116,521.89	116,050.87	471.02
071 - DISTRICT COURT ARCHIVE FUND	31,878.11	40.18	0.00	0.00	0.00	31,918.29	31,918.29	0.00
072 - UNCLAIMED AND ABANDONED PROPERTY	29,915.86	82.11	0.00	0.00	0.00	29,997.97	29,997.97	0.00
073 - HOMELAND SECURITY	651.51	0.82	0.00	0.00	0.00	652.33	652.33	0.00
074 - WC-TX COMMUNITY DEVELOPMENT PROGRAM	0.00	0.29	0.00	0.00	0.00	0.00	0.00	0.00
075 - ENGINEERING AND DEVELOPMENT CLEARING	13,434.77	0.00	0.00	0.00	0.00	13,435.06	14,343.06	-908.00
076 - TOBACCO SETTLEMENT	268,950.93	1,283.74	0.00	0.00	0.00	270,234.67	269,289.88	944.79
077 - JUSTICE OF THE PEACE 4 PAYABLE	9,414.61	0.00	0.00	0.00	-8,897.03	18,311.64	18,311.64	0.00
078 - SHERIFF EQUIPMENT	0.00	0.00	0.00	0.00	0.00	0.00	0.00	0.00
079 - EXPO	0.00	-59.44	0.00	0.00	10,927.06	-10,986.50	0.00	-10,986.50
080 - CLERK ELECTIONS ACCOUNT	36,105.31	40.70	5,524.96	0.00	-1,711.57	32,332.62	32,332.62	0.00
081 - HAVA GRANT EQUIPMENT ACCOUNT	2,625.00	0.00	0.00	0.00	0.00	2,625.00	2,625.00	0.00
082 - JUSTICE OF THE PEACE 3 PAYABLE	19,524.18	0.00	0.00	0.00	3,680.36	15,843.82	15,843.82	0.00
083 - JUSTICE OF THE PEACE 2 PAYABLE	9,787.55	0.00	0.00	0.00	-6,373.73	16,161.28	16,161.28	0.00
084 - JUSTICE OF THE PEACE 1 PAYABLE	11,593.62	0.00	0.00	0.00	-8,129.88	19,723.50	19,723.50	0.00
085 - BRAZOS VALLEY HOME CONSORTIUM	0.00	0.00	0.00	0.00	0.00	0.00	0.00	0.00
085 - 2008 HEALTH PILOT GRANT	32,697.26	41.21	0.00	0.00	0.00	32,738.47	32,738.47	0.00
087 - TDRA	0.00	0.00	0.00	0.00	0.00	0.00	0.00	0.00
088 - BALL BOND ACCOUNT	9,071.44	11.43	0.00	0.00	0.00	9,082.87	9,082.87	0.00
089 - K-9 FUND CONSTABLES	0.00	0.00	0.00	0.00	0.00	0.00	0.00	0.00
090 - BPA/DA SEIZURE ACCOUNT	22,205.22	60.94	0.00	0.00	0.00	22,266.16	22,266.16	0.00
091 - SO TRAINING FUND	4,848.44	6.11	0.00	0.00	0.00	4,854.55	4,854.55	0.00
092 - SO DONATION FUND	99,161.61	4,22.21	1,666.55	0.00	826.60	97,090.67	97,090.67	0.00
093 - HOTEL / MOTEL TAX	166,730.20	15,751.15	975.02	0.00	-975.02	182,481.35	180,706.40	1,774.95
094 - HEALTHY COUNTY REWARDS	2,604.37	3.28	754.74	0.00	-754.74	2,607.65	2,607.65	0.00
095 - ENVIRONMENTAL CLEARING	0.00	0.00	0.00	0.00	0.00	0.00	0.00	0.00
096 - CO. ATTY. PRETRIAL DIVERSION	49,203.83	1,563.90	0.00	0.00	0.00	50,767.73	50,767.73	0.00
097 - GENERAL FIXED ASSETS	0.00	0.00	0.00	0.00	0.00	0.00	0.00	0.00
098 - PAYROLL CLEARING FUND	45,630.89	0.00	0.00	0.00	-8,138.04	53,768.93	50,609.64	3,159.29

My Treasurers Report

Date Range: 02/01/2026 - 02/28/2026

Fund	Beginning Cash Balance	Revenues	Expenses	Net Change Assets	Net Change Liabilities	Calculated Ending Balance	Actual Ending Balance	Calculated - Actual Ending
099 - POOLED CASH	0.00	0.00	0.00	0.00	-59,702.12	59,702.12	0.00	59,702.12
Report Total:	3,101,647.77	11,877,619.27	5,212,160.17	1,000,000.00	399,835.62	8,367,271.25	1,864,345.40	6,502,925.85



Washington County, TX

My Treasurers Report

Summary

Date Range: 02/01/2026 - 02/28/2026

Fund	Beginning Cash Balance	Revenues	Expenses	Net Change Assets	Net Change Liabilities	Calculated Ending Balance	Actual Ending Balance	Calculated - Actual Ending
010 - GENERAL FUND	28,310,371.67	7,708,483.65	4,546,557.17	4,694,128.87	4,694,128.87	22,083,989.41	33,004,500.54	-10,920,511.13
015 - ENGINEERING & DEVELOPMENT SERVICES	4,633,450.22	1,901,256.74	292,442.09	1,014,092.43	1,014,092.43	4,214,080.01	5,647,542.65	-1,433,462.64
021 - HIGHWAY 290/36	0.00	0.00	0.00	0.00	0.00	0.00	0.00	0.00
023 - JP TECHNOLOGY	86,210.98	961.20	0.00	243.13	243.13	86,685.92	86,454.11	231.81
030 - AMBULANCE SERVICE SUPPLEMENT PAYMENT	0.00	29.15	0.00	0.00	0.00	29.15	0.00	29.15
031 - AMERICAN RESCUE PLAN ACT	0.00	667.25	0.00	0.00	0.00	667.25	0.00	667.25
032 - CORONAVIRUS RELIEF FUND	0.00	0.00	0.00	0.00	0.00	0.00	0.00	0.00
035 - EMS DONATION	167,012.33	4,339.82	3,309.06	471.02	471.02	167,101.05	167,483.35	-382.30
037 - RURAL ADDRESSING	139,177.09	459.38	0.00	392.54	392.54	138,851.39	139,569.63	-718.24
042 - CHILD FOSTER CARE	111,341.55	362.56	0.00	314.02	314.02	111,076.07	111,655.57	-579.50
045 - SCHOOL LAND DAMAGE	33,402.40	102.23	0.00	94.20	94.20	33,316.23	33,496.60	-180.37
046 - PERMANENT SCHOOL / AVAILABILITY	1,337,642.50	75,994.15	500.00	3,772.73	3,772.73	1,405,591.19	1,341,415.23	64,175.96
048 - SCHOOL LAND IMPROVEMENT	473,201.62	1,666.39	0.00	1,334.63	1,334.63	472,198.75	474,536.25	-2,337.50
052 - RECORD MANAGEMENT PRESERVATION	334,024.68	7,559.18	75.00	942.09	942.09	339,624.68	334,966.77	4,657.91
053 - OPER FUNDING	0.00	0.00	0.00	0.00	0.00	0.00	0.00	0.00
056 - RECORD PRESERVATION	139,177.09	975.32	0.00	392.54	392.54	139,367.33	139,569.63	-202.30
059 - ARCHIVE FEE COUNTY CLERK	111,341.55	6,209.57	0.00	314.02	314.02	116,923.08	111,655.57	5,267.51
067 - INTEREST AND SINKING FUND	2,334,765.12	6,790.59	0.00	6,585.03	6,585.03	2,328,385.65	2,341,350.15	-12,964.50
070 - COURTHOUSE SECURITY	167,012.33	2,578.45	338.98	471.02	471.02	168,309.76	167,483.35	826.41
076 - TOBACCO SETTLEMENT	334,980.96	1,283.74	0.00	944.79	944.79	334,375.12	338,925.75	-1,550.63
093 - HOTEL / MOTEL TAX	629,327.47	15,751.15	975.02	1,774.95	1,774.95	640,553.70	631,102.42	9,451.28
Report Total:	39,342,439.56	9,735,419.52	4,844,197.32	5,726,268.01	5,726,268.01	32,781,125.74	45,068,707.57	-12,287,581.83

Purchase Mo	FUND	PMT Term	TERM	Mat Date	DEP	W/D's	Dates	Mo Int	BALANCE	CUSIP	%	YTD INT
Tx Class	10											
Tx Pool	10				\$4,000,000.00		2/18/2026	\$17,955.62	\$8,946,433.11		3.68%	\$30,411.44
	15				\$1,000,000.00		2/18/2026	\$14,092.43	\$5,647,542.65		3.68%	\$26,629.66
Tx Star												
	23							\$243.13	\$86,454.11		3.68%	\$513.73
	35							\$471.02	\$167,483.35		3.68%	\$995.25
	37							\$392.54	\$139,569.63		3.68%	\$829.42
	42							\$314.02	\$111,655.57		3.68%	\$663.51
	45							\$94.20	\$33,496.60		3.68%	\$199.03
	46							\$3,772.73	\$1,341,415.23		3.68%	\$7,971.40
	48							\$1,334.63	\$474,536.25		3.68%	\$2,819.92
	52							\$942.09	\$334,966.77		3.68%	\$1,990.57
	56							\$392.54	\$139,569.63		3.68%	\$829.42
	59							\$314.02	\$111,655.57		3.68%	\$663.51
	67							\$6,585.03	\$2,341,350.15		3.68%	\$13,913.57
	70							\$471.02	\$167,483.35		3.68%	\$995.25
	76							\$944.79	\$335,925.75		3.68%	\$1,996.27
	93							\$1,774.95	\$631,102.42		3.68%	\$3,750.32
January	PEOPLES BK CO	Monthly	24 months	01/12/2026	\$249,000			\$891.10	710275SAG3		4.30%	\$891.10
January	OREGON CMNTY CR UN	Monthly	24 months	01/12/2026	\$249,000			\$972.81	68584A13		4.60%	\$972.81
January	AMERICAN COML BK &	Monthly	24 months	01/16/2026	\$249,000			\$839.10	02519ACF2		4.10%	\$839.10
January	EXCHANGE BK KEARNEY	Monthly	24 months	01/20/2026	\$249,000			\$873.21	301074HQ6		4.00%	\$873.21
January	EH NATL BK BEVERLY	Monthly	24 months	01/20/2026	\$200,000			\$701.37	26853MAH7		4.00%	\$701.37
January	COMMERCIAL BK ST	Monthly	27 months	04/30/2026	\$249,000			\$898.79	201487AF2		4.25%	\$898.79
January	STATE BK OF TOLEDO	Monthly	30 months	07/31/2026	\$140,000			\$493.45	85642NAC8		4.15%	\$986.90
January	ENTERPRISE BK & TR	Monthly	30 months	07/31/2026	\$140,000			\$511.29	293675KTO		4.30%	\$1,022.58
January	OLD DOMINION NATL BK	Monthly	36 Months	01/26/2027	\$249,000			\$856.49	679585CG2		4.05%	\$1,712.98
January	INTERNATIONAL BK	Monthly	36 Months	01/26/2027	\$249,000			\$857.07	45905AEC7		4.10%	\$1,734.14
January	SAUK VY BK & TR CO	Monthly	36 Months	01/29/2027	\$249,000			\$888.21	804375EA7		4.15%	\$877.64
January	WELLS FARGO BK N A	Monthly	36 Months	01/29/2027	\$249,000			\$249,000	94976ALX8		4.20%	\$888.21
January	FARMERS & MERCHANTS	Monthly	36 Months	02/01/2027	\$249,000			\$249,000	3086938G4		4.15%	\$877.64
January	TTCU FED CR UN TULSA	Monthly	36 Months	02/01/2027	\$249,000			\$815.34	89854LAMS		4.25%	\$898.79
January	MVB BK INC FAIRMONT WV	Monthly	36 Months	3/27/2026	\$249,000			\$845.92	\$200,000	62947NE16	4.80%	\$1,630.68
March	WORKERS FED CR UN	Monthly	36 Months	8/23/2027	\$249,000			\$845.92	98138MCH1		4.00%	\$1,691.84
August	GENERAL ELEC CR UN	Monthly	36 Months	8/27/2027	\$249,000			\$824.77	368674CX2		4.00%	\$1,691.84
October	ALL IN FED CR UN	Monthly	18 months	4/6/2026	\$249,000			\$916.87	01664MAL0		3.90%	\$1,649.54
November	RIA FED CR UN SH CTF	Monthly	15 months	2/9/2026	\$249,000			\$845.92	7496228T2		4.20%	\$1,805.08
November	TRADITIONAL BK INC MT STER	Monthly	24 months	11/6/2026	\$249,000			\$845.92	89388C1Q2		4.00%	\$1,691.84
November	FIDELITY BK NEW ORLEANS	Monthly	19 Months	6/12/2026	\$249,000			\$845.92	89268YBM6		4.00%	\$1,691.84
November	NUMERICA CR UN SPOKANE	Monthly	18 months	5/19/2026	\$245,000			\$842.73	31617CBT9		4.05%	\$1,685.46
November	ALABAMA CT UN TUSCALOOSA	Monthly	24 months	11/26/2026	\$249,000			\$888.21	67054NBU6		4.20%	\$1,776.42
November	SANI FRANCISCO FED CR UN	Monthly	24 months	11/27/2026	\$249,000			\$898.79	01025RAR0		4.25%	\$1,797.58
November	AUSTIN TELCO FED CR UN	Monthly	24 months	11/27/2026	\$249,000			\$898.79	79772PAJ5		4.25%	\$1,797.58
December	HOME LAND CR UNION	Monthly	24 months	11/30/2026	\$249,000			\$998.79	025239DYO		4.30%	\$909.36
December	FNB MCGREGOR	Monthly	36 Months	12/30/2027	\$249,000			\$249,000	43742UAD8		4.25%	\$1,818.72
								\$249,000	32112UJF3		4.05%	\$856.49

December	LIVE OAK BKG CO	Monthly	20 months	8/28/2026	\$249,000		\$856.49	\$249,000	538036X33	4.05%	\$1,712.98
December	MOCSE MODESTO CA	Monthly	15 months	3/30/2026	\$249,000		\$249.00	\$249,000	55317TAC0	4.25%	\$898.79
FEBRUARY	MERIDIAN BK PAOLI	Monthly	24 months	2/19/2027	\$249,000		\$888.21	\$249,000	58958PVO	4.20%	\$1,776.42
FEBRUARY	SPACE COAST CR UN	Monthly	24 months	2/22/2027	\$249,000		\$898.79	\$249,000	84614AAN9	4.25%	\$1,797.58
FEBRUARY	NEIGHBORS FCU BA ROU	Monthly	24 months	2/22/2027	\$249,000		\$919.94	\$249,000	64017ABP8	4.35%	\$1,839.88
FEBRUARY	GLOBAL FED CR UN	Monthly	24 months	2/22/2027	\$249,000		\$919.94	\$249,000	37892MAR5	4.35%	\$1,839.88
FEBRUARY	FIRST CMINTY BK	Monthly	36 Months	2/26/2028	\$249,000		\$877.64	\$249,000	31983VD06	4.15%	\$1,755.28
FEBRUARY	STATE BK TEX DALLAS	Monthly	24 months	2/26/2027	\$249,000		\$888.21	\$249,000	856528FK5	4.20%	\$1,776.42
MARCH	ANDERSON BROS BK	Monthly	30 months	8/30/2027	\$249,000		\$249.00	\$249,000	033537BV2	4.25%	\$898.79
MARCH	FREEDOM NW CR UN	Monthly	36 Months	2/28/2028	\$249,000		\$249.00	\$249,000	356436AX3	4.30%	\$909.36
MARCH	FIRST OKLA BK JENKS	Monthly	36 Months	3/24/2028	\$249,000		\$888.21	\$249,000	335857EC8	4.20%	\$1,776.42
MAY	ONE COMM BANK	Monthly	36 Months	5/15/2028	\$249,000		\$824.77	\$249,000	682325FS9	3.90%	\$1,649.54
MAY	CELTIC BANK	Monthly	36 Months	5/19/2028	\$249,000		\$824.77	\$249,000	15118RV87	3.90%	\$1,649.54
MAY	AMER NB MINNESOTA	Monthly	36 Months	5/15/2028	\$249,000		\$803.62	\$249,000	02769QFK0	3.80%	\$1,607.24
MAY	IDABEL NATL BANK	Monthly	36 Months	5/5/2028	\$215,000		\$693.89	\$215,000	451088BW7	3.80%	\$1,387.78
MAY	UBS BANK USA	Monthly	36 Months	5/30/2028	\$249,000		\$249.00	\$249,000	90355GWN2	4.10%	\$867.07
December	HANIMI BK LOS ANGELES	Monthly	30 months	6/28/2027	\$249,000		\$845.92	\$249,000	410493GD6	4.00%	\$1,691.84
FEBRUARY	UNITED BANKERS BANK	Monthly	36 Months	2/20/2029	\$249,000		\$249.00	\$249,000	909557MG2	3.60%	\$1,591.84
August	COVANTAGE CR UN	Quarterly	24 Months	8/24/2026	\$247,000		\$2,583.69	\$247,000	22282XAF7	4.15%	\$2,583.69
January	GOLDMAN SACHS BK USA	Semi-Ann	24 months	01/09/2026	\$249,000	MATURED		\$244,000	02463DD4	4.30%	\$5,289.12
January	BANK HOPE LOS	Semi-Ann	24 months	01/12/2026	\$249,000	MATURED		\$244,000	32026USP7	4.20%	\$5,166.11
January	BMW BK NORTH AMER	Semi-Ann	24 months	01/12/2026	\$249,000	MATURED		\$244,000	05584CLC8	4.05%	\$5,002.03
January	OHIO VY BK CO	Semi-Ann	24 months	01/16/2026	\$249,000	MATURED		\$244,000	05584CLC8	4.05%	\$5,002.03
January	DALLAS CAP BK NA TX	Semi-Ann	24 months	01/20/2026	\$249,000	MATURED		\$244,000	33767GSH5	4.15%	\$5,104.61
January	TOWNEBANK PORTSMOUTH	Semi-Ann	24 months	01/20/2026	\$200,000	MATURED		\$195,000	06740K5W8	4.00%	\$3,286.79
January	AMERICAN BK & TR CO	Semi-Ann	30 months	07/30/2026	\$244,000		\$244.00	\$244,000	02463DD4	4.30%	\$5,289.12
January	FIRST FNDTN BK	Semi-Ann	30 months	07/30/2026	\$244,000		\$244.00	\$244,000	32026USP7	4.20%	\$5,166.11
January	BNY MELLON N A INSTL	Semi-Ann	36 Months	01/29/2027	\$244,000		\$244.00	\$244,000	05584CLC8	4.05%	\$5,002.03
January	FIRSTBANK PUERTO	Semi-Ann	36 Months	02/01/2027	\$244,000		\$3,286.79	\$163,000	68621KCK7	4.00%	\$3,286.79
August	ORENTAL BK BROKED	Semi-Ann	24 months	8/26/2026	\$163,000		\$3,024.66	\$150,000	06740K5W8	4.00%	\$3,024.66
August	BARCLAYAS BK DEL	Semi-Ann	24 months	8/28/2026	\$150,000		\$6,600.00	\$150,000	3134HAFS7	4.20%	\$6,600.00
August	FEDERAL HOME LN MTG	Semi-Ann	36 Months	8/23/2027	\$340,000	CALLED	\$5,109.96	\$340,000	44330UBED	4.20%	\$5,109.96
August	HSBC BK USA NATL	Semi-Ann	36 Months	8/27/2027	\$220,000		\$220.00	\$220,000	46657VHE3	4.10%	\$4,900.27
August	JPMORGAN CHASE BK N	Semi-Ann	36 Months	3/19/2026	\$245,000		\$245.00	\$245,000	12739UBF2	4.05%	\$5,025.00
September	CADENCE BANK	Semi-Ann	18 months	4/8/2026	\$245,000		\$245.00	\$245,000	97412MAAF6	3.80%	\$4,940.27
October	WINGS FINANCIAL	Semi-Ann	18 months	5/1/2026	\$245,000		\$245.00	\$245,000	05890QCW2	4.10%	\$5,104.61
November	BANC OF CALIF LOS ANGELES	Semi-Ann	18 months	12/23/2027	\$500,000		\$245.00	\$245,000	3133ERN31	4.34%	\$5,175.28
December	FED FARM CR BKS	Semi-Ann	36 Months	12/31/2027	\$245,000		\$245.00	\$245,000	02007G4NC0	4.00%	\$4,940.27
JANUARY	ALLY BANK SANDY UTAH	Semi-Ann	36 Months	12/31/2027	\$245,000		\$245.00	\$245,000	227563LS0	4.00%	\$4,940.27
JANUARY	CROSS RIVER BANK	Semi-Ann	24 MONTHS	1/4/2027	\$245,000		\$245.00	\$245,000	3134HAY31	4.50%	\$5,625.00
January	FILMVC	Semi-Ann	36 Months	1/14/2028	\$250,000	MATURED		\$244,000	90343DCQ9	4.25%	\$5,227.62
February	US CENTY BK DORAL FL	Semi-Ann	24 months	2/12/2027	\$244,000		\$5,227.62	\$244,000	02589A6M8	4.25%	\$5,227.62
February	AMERICAN EXPRESS	Semi-Ann	36 Months	2/22/2028	\$245,000		\$245.00	\$245,000	61778EP19	3.85%	\$4,940.27
February	MORGAN STANLEY BANK	Semi-Ann	36 Months	2/20/2029	\$245,000		\$245.00	\$245,000	61778EP19	3.85%	\$4,940.27
February	MORGAN STANLEY PRIVATE	Semi-Ann	36 Months	2/20/2029	\$245,000		\$245.00	\$245,000	38151PHP9	3.80%	\$4,830.00
February	GOLDMAN SACHS BK USA	Semi-Ann	36 Months	2/20/2029	\$245,000		\$245.00	\$245,000	549104U47	3.50%	\$4,500.00
February	LUANA SAVINGS	Semi-Ann	36 Months	2/25/2029	\$245,000		\$245.00	\$245,000	23204HRP5	3.75%	\$4,500.00
February	CUSTOMERS BANK	Semi-Ann	34 MONTHS	12/26/2028	\$245,000		\$245.00	\$245,000	23204HRP5	3.75%	\$4,500.00

MONEY MARKET TR ACCT

\$25.26

\$33.17



February 17, 2026

County of Washington
Peggy Kramer
105 W Main St, Ste 105
Brenham, TX 77833

As of January 31, 2026, the following securities were pledged to County of Washington:

CUSIP	DESCRIPTION	MATURITY	PLEGGED AMT	MARKET VALUE
3132D9W26	FHLMC POOL #SC0665	5/1/2045	4,192,083.38	4,314,324.53
3140AXA80	FNMA POOL #DC9030	2/1/2055	25,752,255.00	26,125,662.70

Please check to make sure you have adequate coverage and if you have any questions, please do not hesitate to contact me.


Ginger Richardson
Bank Officer
Corporate Treasury Department
662-680-2421
ginger.richardson@cadencebank.com

If the contact information is no longer valid, please contact me so I can update your information.


TREASURER'S REPORT

EXAMINED AND APPROVED BY WASHINGTON COUNTY INVESTMENT COMMITTEE


THIS 24th DAY OF March, 20 26



PEGGY KRAMER
WASHINGTON CO. TREASURER



SHAWNA D HOLLIS
WASHINGTON CO. AUDITOR



KIRK HANATH
WASHINGTON CO.
COMMISSIONER, PCT. 3

WASHINGTON COUNTY, TEXAS

FILED WITH THE EXHIBITS ACCOMPANYING SAME,


THIS 24th DAY OF March, 20 26



COUNTY CLERK

EXAMINED AND APPROVED IN OPEN COMMISSIONERS' COURT

THIS 24th DAY OF March, 20 26



PRESIDING OFFICER OF COMMISSIONERS' COURT